

# The Invitation

You will get an invitation from Breeze to create your account. The subject line and body will look like the images below.

The image shows a screenshot of an email interface. At the top, there are navigation tabs for 'Primary', 'Social 15 new', 'Promotions 47 new', 'Updates 35 new', and 'Forums 2 new'. The selected email is from 'Beth Ann Tesluk' with the subject 'Create Your Christ Church Detroit Account - Breeze Church Management Create Your Account'. The email body features a header for 'BREEZE CHURCH MANAGEMENT' and a main heading 'Create Your Account'. The text of the email reads: 'Beth Ann Tesluk, Christ Church Detroit has invited you to create your own member account. You may click the button below to create your username and password to log into the system.' Below this text is a green button labeled 'Create Account'. At the bottom, there is a link: 'Having trouble with the button above? Try navigating directly to <https://christchurchdetroit.breezechms.com/invite/f629600c935144b9bb334e1eaa31976c7d793b1>'.




# Creating your account

Next, you'll be asked to create your account. This should be done by each individual user and not necessarily as a household.



## Create User

Create your user account:

	<input type="text" value="Username"/>
	<input type="password" value="Password"/>
	<input type="password" value="Confirm Password"/>

Create User

# Confirmation

That's it! You're done! You can now access our online directory!



## Account Created

Your account has been created successfully. Click below to log in.

[Log In](#)